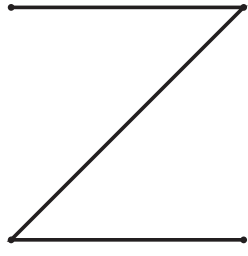

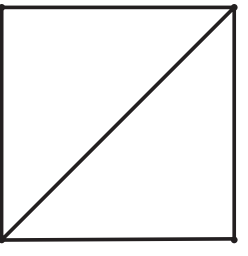

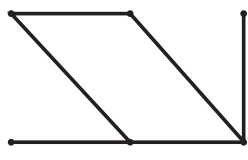

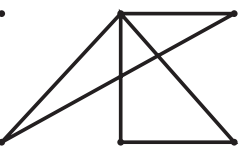

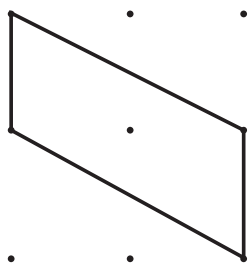

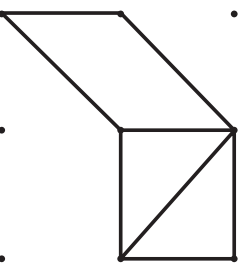

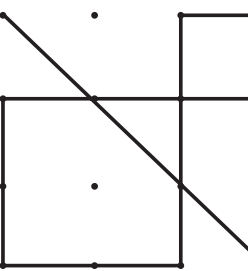

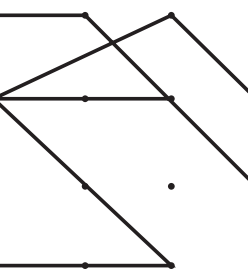




V. OPKLIMMING VOOR RAAMFIGUREN (RUIMTELIJKE ORIËNTATIE)

V.3. Kopiëren met voorbeeld.

V.3.c. Natekenen van raamfiguren met normale punten: vier, zes, negen en zestien punten.



sticker of stempel